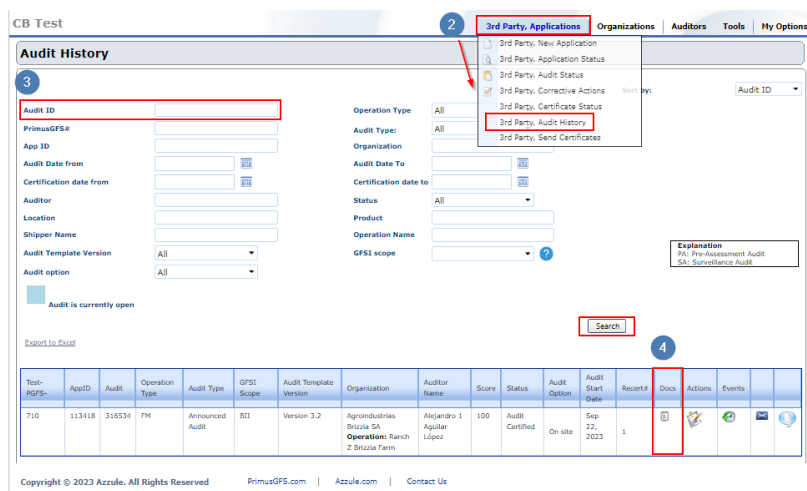




How to Access the FSMA Summary report from the SCP and PrimusGFS site.

Access the FSMA Summary report from the PrimusGFS site:

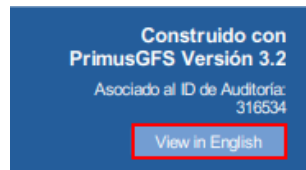
1. Login to the PGFS site using your credentials at the following [link](#).
2. Go to **3rd Party, Applications > Audit History**.
3. Search and locate the desired audit.
4. Go to the column **Docs** and select the document icon.



5. A pop-up window will appear. Choose the **PDF** option next to the version of the FSMA Summary report you want to access.

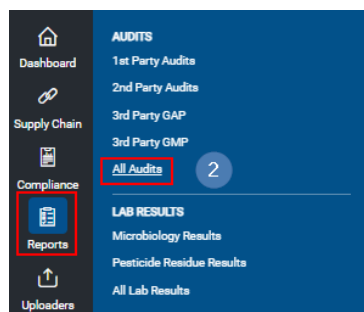


6. A new tab will open, displaying the PDF file of the **FSMA Summary report**.
7. The report will be generated in the audit primary language. You can easily switch between **spanish** and **english** by selecting the **View in** option located at the top right corner of the document.

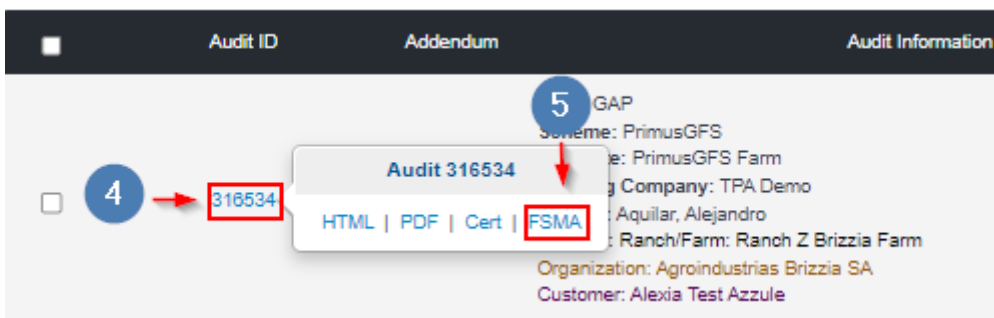


Access the FSMA Summary report from the Supply Chain Program site:

1. Login to the **SCP** site using your credentials at the following [link](#).
2. Go to **Reports > All Audits**.



3. Locate the desired audit.
4. Select the **audit ID** number.
5. A tool-tip will appear. **Choose** the option **FSMA**.



6. A new tab will open, displaying the PDF file of the **FSMA Summary Report**.

Access the FSMA Summary report from the Final Audit Report file:

- For **quick access** to this report, you can also find it directly in your **PrimusGFS Final Audit Report** (PDF and HTML version). Look for the "FSMA Summary Report" option, located near the "View Certificate" option.

